


Available colours are:

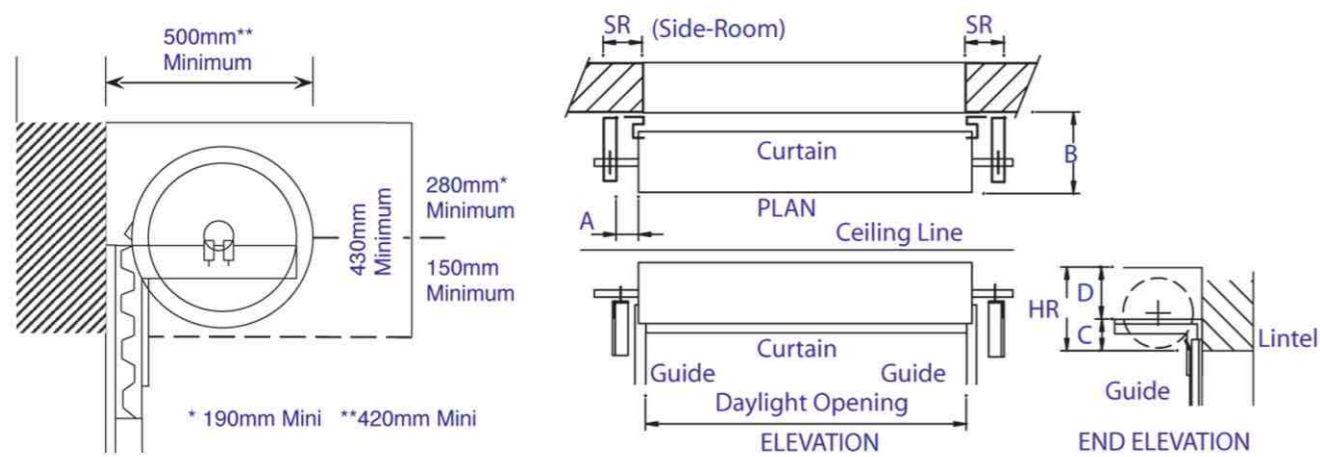


EXPRESS GARAGE DOORS

Roller Door



Technical information



DIMENSION PANEL (minimum sizes) mm							
SERIES A (Hand Operated)	Side Room		Head Room	A	B	C	D
	Resid.A	Resid.AA					
2100 HIGH	90	125	430	25-100	500	150	280
2400 HIGH	90	125	450	25-100	540	160	290
2700 HIGH	90	125	450	25-100	540	160	290
3000 HIGH	90	125	470	25-100	560	170	300
Mini							
2100 HIGH	90	-	340	25-100	420	150	190

- ✓ 12 Colours & 2 Woodgrain finishes
- ✓ Wider Passage
- ✓ Maximise width and height
- ✓ Bottom Rubber Seal

- ✓ Vertical Lift
- ✓ Park close up to door
- ✓ Easy Lifting
- ✓ Manual or Automatic Options

Feel free to visit our showroom and browse through the full range of garage doors on display

Showroom:
Unit 7, Oakley Industrial Estate,
Carnock Road, Oakley,
Dunfermline, KY12 9QB

Tel: 01383 852753
sales@expressgaragedoors.co.uk
www.expressgaragedoors.co.uk



Showroom: Unit 7, Oakley Industrial Estate, Carnock Road, Oakley, Dunfermline, KY12 9QB
Tel: 01383 852753 Email: sales@expressgaragedoors.co.uk

www.expressgaragedoors.co.uk



Remote Control Operator

Retro-fit motor to automate manual roller doors.



External manual release/ Dual Override Key Switch (optional extra)

If your garage has no other entry point an external manual release allows access in case of power failure. This is a simple key switch which connects via a cable to pin on the side of the motor and upon pulling will disengage the motor to allow manual operation of the door.

Technical information

No oiling or greasing, just an occasional clean of the guides with white spirit and the door surface with warm soapy water.

Weatherseal

Durable weatherseal on the underside of the door prevents leaves and other undesirable materials entering your garage from outside.

Locking

The double-sided locking system is operated from the central handle and locks from both the inside and outside of the door.



Space saving

Rolls up vertically and does not swing out in front of the garage. You can park right up to the door and have more storage space in the roof of the garage.

Easy to operate

Easy to open and close with minimum noise and friction, giving reliable performance at all times.

Security

Unique profile and aluminium bottom rail reinforce our roller doors against intruder penetration.

Security

The risk of another handset using the same code is eliminated as the transmitter uses a different code from one of two billion after every operation.

Safety

The door reverses automatically should the downward movement of the door be restricted.

Quiet Operation


Noise is reduced as the motor is housed entirely within the roll of the door giving a quiet and smooth performance.

Automatic Light

Illuminates your garage for 1-2 minutes after the motor is activated to allow you to drive into an illuminated garage.



Control box



Roller Door Mini

The Mini Roller is a compact version that requires space above the door opening - perfect for flat roof garages or other space restricted garages. The door is available up to 2100 high and 3400mm wide in all the same finishes and with the option of automation.

Easy to use

Remote control allows the door to be opened or closed either by means of a compact hand transmitter or by a wall mounted control box in the garage. Either way, the door opens and closes smoothly and quietly.



Additional Transmitters (optional extra)

Up to ten transmitters can be used with each motor.